


TEN PLUS

L-117300-0625



LOUVERS

ARCHITECTURAL PRODUCTS LTD.

LOUVER SELECTING GUIDELINES

Selecting the right louver for your application is critical to achieving optimal performance, whether your priority is resistance to water penetration or minimizing static pressure drop. Our Storm Resistant Louvers offer unparalleled protection and efficiency, making them the superior choice for most applications.

FREE AREA






The free area of a louver is the unobstructed space through which air can pass freely. This parameter, along with the total air volume, determines the air velocity through the louver. Free area velocity directly influences critical factors such as static pressure drop and water penetration, which are key to louver performance.

SIZING LOUVERS

Follow these steps to select the ideal louver for your needs:

1. Prioritize resistance to water penetration. For applications where water ingress is a concern, we strongly recommend selecting a model from our Storm Resistant Louver line. These louvers are engineered and “wind-driven rain” tested to deliver superior performance in even the most demanding conditions.
2. Consider static pressure drop. If minimizing static pressure drop is the primary goal, explore our Conventional Louver line for models that balance airflow with performance.
3. Identify the best louver model for your application. Choose a louver that aligns with your specific aesthetic and operational needs.
4. Determine the airflow volume. Calculate the total volume of air in cubic feet per minute (CFM), or cubic meters per second or (m^3/s) that will pass through the louver.
5. Define your design priorities. Establish the most important design criteria by selecting from the following:
 - Resistance to Water Penetration: If avoiding water penetration is paramount, select a louver model with a velocity below the threshold shown on the water penetration chart.
 - Static Pressure Drop: If minimizing pressure drop is critical, choose a velocity consistent with the pressure drop chart.
 - Balanced Priorities: If both water resistance and static pressure drop are equally important, opt for the lower of the two velocities.
6. Calculate the required free area. Divide the total air volume (CFM or m^3/s) by the selected free area velocity (FPM or m/s) to determine the total free area needed.
7. Select the louver dimensions. Match the required free area to the dimensions on the louver’s free area chart to Finalize the overall size of the louver.

LOUVER CATEGORIES

CONVENTIONAL LOUVERS	ACOUSTICAL LOUVERS	STORM RESISTANT LOUVERS	PENTHOUSE LOUVERS	LOUVERED SCREENS
				

Feel free to contact us for assistance on proper louver sizing.

PHONE: 905-363-2306 | TOLL FREE: 1(888) 850-3878 | EMAIL: info@tenplus-online.com

STANDARD BLADE THINLINE LOUVER

Model T1300



L-T1300-0625

GENERAL DESCRIPTION

Ten Plus Model T1300 – 32 mm [1 1/4"] deep standard blade louver. All framing members consist of formed aluminum profiles. Perimeter framing is designed to fit directly into glazing mullions or to accommodate rope and caulk sealant applications. Assembly may include vertical or no mullions for continuous line construction.

PERFORMANCE RATING STANDARD

Louver type	Mullion
Louver depth	32 mm (1 1/4")
Blade angle	45°
Free area 1220 x 1220 (48"x48") Unit	12.14 sq. ft. (1.13 m ²) 76%
Free area velocity at beginning point of water penetration (0.01 oz / ft ²)	Not tested
Air volume at beginning of water penetration 1220 x 1220 (48"x48") Unit – 15 minute test duration	Not tested
Pressure drop at beginning point of water penetration	Not tested
Notes	Tested Without Bird Screens

The T1300, by TEN Plus Architectural, is a high-free area with an extruded aluminum thinline louver. This model is ideal for small openings, PTAC applications, and decorative and interior applications.

ABBREVIATED SPECIFICATION

Where indicated on drawings, supply and install 1 1/4" (32 mm) deep, storm blade louver Model T1300. Submit all details to consultant for approval prior to fabrication. Head, sill, jambs and mullions shall have a nominal thickness of 0.062" (1.57 mm) 6063-T5 aluminum alloy.

Blades shall be continuous, 0.08" (2.0 mm) thick 6063-T5 aluminum alloy. Louvers shall be supplied with a 5/8" (16 mm), flat expanded aluminum mesh in a mill finish, aluminum frame. Fasteners shall be standard zinc plated steel or stainless steel.

Materials Manufacturer:

Ten Plus Architectural Products Ltd.,
5 - 2333 Millrace Court, Mississauga,
Ontario, Canada,
L5N 1W2;

Phone: 905-363-2306, Toll free: 1(888) 850-3878;
Email: info@tenplus-online.com;
URL: www.tenplus-online.com

Structural supports shall be designed and furnished by the Louver manufacturer to support a wind load of 20 psf (958 Pa) unless specified otherwise. Any Louver opening greater than 10' (3 m) high will require a horizontal girt at mid-span by others.

Louvers shall be fabricated with mill finish aluminum, and the finish shall be applied after assembly. Select the desired finish from the following:

For superior performance, a 3 coat PVDF system includes a thermal setting application of 70% fluoropolymer resin.

OR High-performance 2 coat, PVDF system including a thermal setting application of 70% fluoropolymer resin.

OR Powder coat finish system to meet AAMA 2605 requirements.

OR (Color Anodize) Ensure the aluminum finish is color anodized in accordance with Aluminum Association Finish Designation AA-M12C22A44, Class I, minimum 0.018 mm (0.7 mils) thick finish. Color to be selected by the consultant.

OR (Clear Anodize) Ensure aluminum finish is clear anodized in accordance with Aluminum Association Finish Designation AA-M12C22A41, Class I, minimum 0.018 mm (0.7 mils) thick for exterior applications and AA-12C22A31, Class I, minimum 0.01 mm (0.4 mils) thick for interior applications.

Model TT300



ACCESSORIES

Bird and insect screens	<ul style="list-style-type: none"> Standard: 16 mm (5/8") flat, expanded aluminum mesh 12 x 12 mm (1/2") inter-crimped 1.6 mm (14 ga) al. wire (optional) 16 x 18 aluminum mesh insect screen (optional) Stainless steel screens available
Blank-off panels	<ul style="list-style-type: none"> Non-insulated sheet blank-off panels in aluminum or galvanized steel Insulated panels to desired thickness and R-value
Sill Flashings	Formed aluminum sheet
Structural support design	Min. 960 Pa (20 psf) wind load or as otherwise specified
Finish	<ul style="list-style-type: none"> Mill finish Three coat 70% PVDF thermal setting resin to AAMA 2605 standard Two coat 70% PVDF thermal setting resin to AAMA 2605 standard Four coat 70% PVDF thermal setting resin to AAMA 2605 standard Color anodic AA-M12C22A44, Class I Clear anodic AA-M10C22A41, Class I Clear anodic AA-10C22A31, Class II
Options	<ul style="list-style-type: none"> Flange frame Glazing flange Mitered corners Hinged doors and access panels Pipe / service penetrations
Assembly Fasteners	<ul style="list-style-type: none"> Stainless steel



FINISHES



THREE COAT SYSTEM

Superior performance three coat system (primer/color coat/clear coat) including thermal setting application of 70% fluoropolymer resin minimum, PVDF with added color pigment finish exceeding or meeting AAMA 2605 requirements. Ensure fluoropolymer-baked resins form a continuous physically locked finish during the manufacturing process. Apply fluoropolymer finish after multistage chemical treatment cleaning, providing a corrosion resistant surface ready to receive primer. Acceptable Product: Duranar XL by PPG Industries or equivalent by Valspar.



TWO COAT SYSTEM

A high-performance two coat system with a 70% fluoropolymer resin finish, meeting or exceeding AAMA 2605 requirements. Apply after multistage chemical cleaning for corrosion resistance. Acceptable Product: By PPG Industries or equivalent by Valspar.



POWDER COAT FINISH

The powder coat system must meet AAMA 2605 requirements, with a minimum adhesion rating of 9 (ASTM D-3359), corrosion resistance of at least 5 (ASTM B-117), and gloss level of 20 (Gloss Meter). It must withstand weather, UV radiation, and chemical exposure while maintaining a smooth, even finish. Acceptable Product: by PPG Industries or equivalent by Valspar.



COLOR ANODIZED FINISH

Ensure the aluminum finish is color anodized in accordance with Aluminum Association Finish Designation AA-MI 2C22A44, Class I, minimum 0.018 mm (0.7 mils) thick finish. Color to be selected by the consultant.



CLEAR ANODIZED FINISH

Ensure aluminum finish is clear anodized in accordance with Aluminum Association Finish Designation AA-MI 2C22A41, Class I, minimum 0.018 mm (0.7 mils) thick for exterior applications and AA-12C22A31, Class II, minimum 0.01 mm (0.4 mils) thick for interior applications.



TEN PLUS

TEN Plus owes its success to the simple business philosophy of providing quality products, great service, and an unwavering commitment to customer satisfaction.

We accomplish our goals by investing in people and technology. We strive to improve productivity and optimize the use of our resources through investment in state-of-the-art equipment, training and the use of innovative design principles. Rigorous quality control and workplace safety practices ensure the well-being of our employees and business partners.

Our technical representatives possess comprehensive louver knowledge and extensive field experience. Each one is capable of assisting you through the design and engineering stage, as well as overcoming the unforeseen field conditions.

We trust that this catalogue will prove to be a useful aid and resource to selecting your louvers, sunshades and vision screens. However, should you have any questions or unique conditions requiring greater detail, please feel free to call us for assistance. Our staff is attentive to your needs and eager to serve you. We

T: (905) 363-2306
F: (905) 363-2309

TF: 1 (888) 850-3878
E: info@tenplus-online.com



NOTE: Although great care has been taken in the production of this catalogue, illustrative or copy errors may occur. TEN PlusArchitectural Products Ltd. assumes no liability for any errors contained herein. This publication supersedes all prior technical, policy, and print data. Specifications are subject to change without notice.