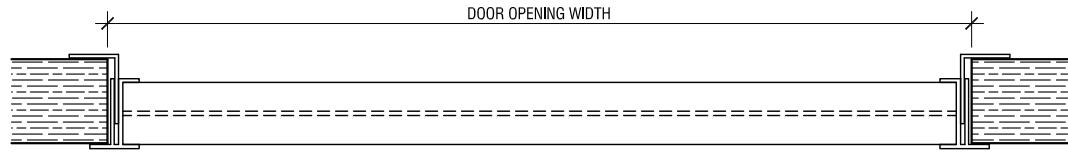


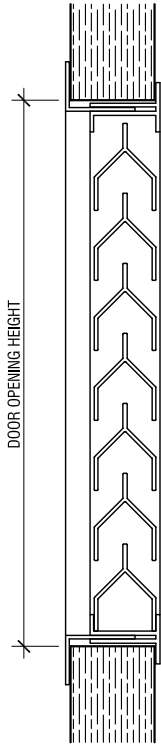
TEN PLUS DOOR GRILLE MODEL G1384

PAGE: _____

OF _____



HORIZONTAL SECTION



VERTICAL SECTION

STANDARD GRILLE SIZES

GRILLE SIZE	DOOR OPENING WIDTH	DOOR OPENING HEIGHT
12" X 12" (305 X 305)	12" (305)	12 5/8" (320)
16" X 12" (405 X 305)	16" (405)	12 5/8" (320)
18" X 12" (457 X 305)	18" (457)	12 5/8" (320)
18" X 18" (457 X 460)	18" (457)	18 1/8" (460)
20" X 12" (508 X 305)	20" (508)	12 5/8" (320)
20" X 18" (508 X 457)	20" (508)	18 1/8" (460)
22" X 12" (559 X 305)	12" (305)	12 5/8" (320)
22" X 18" (559 X 457)	22" (559)	18 1/8" (460)
24" X 12" (610 X 305)	24" (610)	12 5/8" (320)
24" X 18" (610 X 457)	24" (610)	18 1/8" (460)
24" X 24" (610 X 610)	24" (610)	24" (610)

GRILLE SPEC:

TEN PLUS MODEL G1384 - EXTRUDED ALUMINUM LOUVER. ALL PROFILES TO BE 1.6 mm (0.062") 6063-T5 ALUMINUM ALLOY.


FINISH:

- CLASS II CLEAR ANODIZED
- MILL FINISH
- OTHER: _____

DOOR SIZE:

GRILLES FIT 1 3/8" TO 1 3/4" (35 mm TO 45 mm DOORS)

REF.	QTY.	GRILLE WIDTH	GRILLE HEIGHT	DOOR LOCATION	DOOR OPENING WIDTH	DOOR OPENING HEIGHT	NOTES



26 - 6535 MILLCREEK DRIVE
 MISSISSAUGA, ON L5N 2M2
 TEL: 905-363-2306
 FAX: 905-363-2309
 WWW.TENPLUS-ONLINE.COM

TENPLUS
 ARCHITECTURAL PRODUCTS LTD

PROJECT:	DATE:
CUSTOMER:	DRAWN BY:
CONSULTANT:	REVISION:
REPRESENTATIVE:	PROJECT No.: