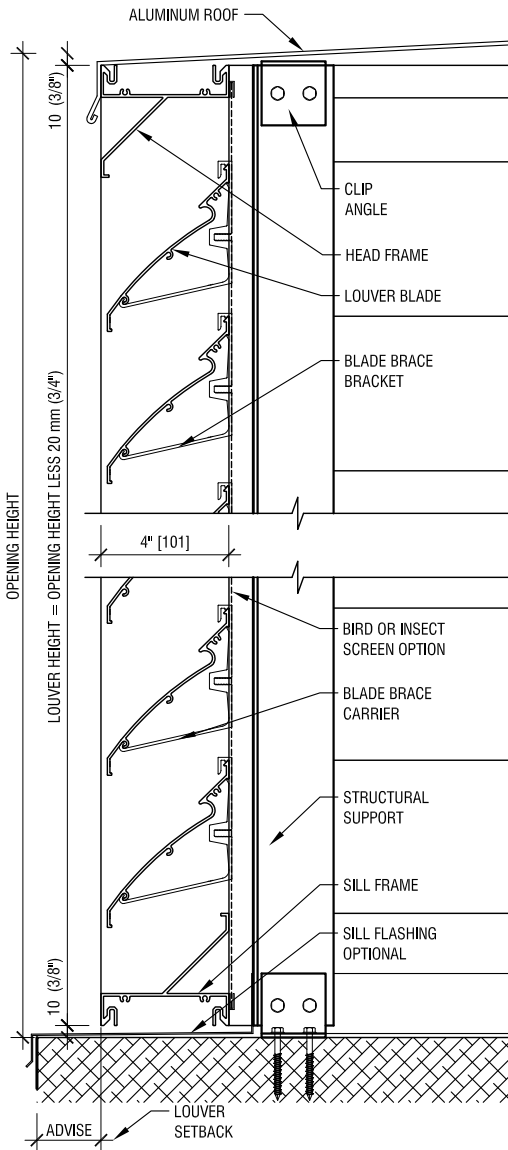
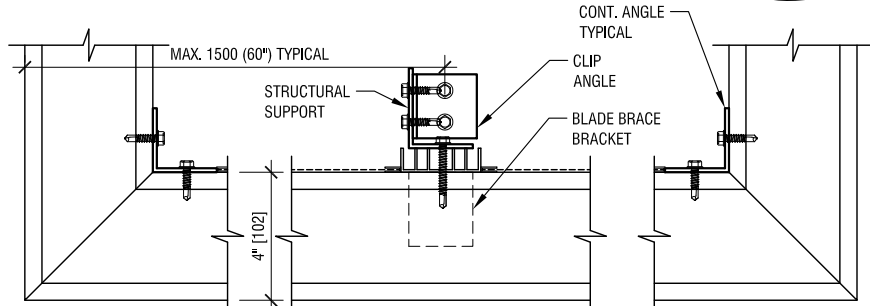


TEN PLUS STORM BLADE LOUVERED PENTHOUSE MODEL H4451

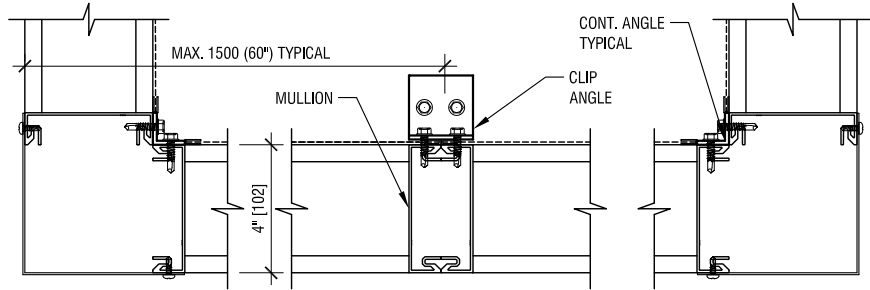


VERTICAL SECTION



○ HORIZONTAL SECTION WITH CONTINUOUS LINE CONSTRUCTION

○ MITERED CORNER



○ HORIZONTAL SECTION WITH CONTINUOUS LINE CONSTRUCTION

○ BOXED CORNER

LOUVER SPEC:

TEN PLUS MODEL H451 - AMCA LICENSED, EXTRUDED ALUMINUM LOUVER. ALL PROFILES TO BE 2 mm (0.080") 6063-T5 ALUMINUM ALLOY. UNLESS OTHERWISE SPECIFIED, ALL STRUCTURAL ELEMENTS TO BE DESIGNED FOR A LIVE LOAD OF 0.95 kPa (20 Lbs. PER SQ FOOT).

FINISH:

- THREE COAT 70% PVDF RESIN TO AAMA 2605 STD.
- TWO COAT 70% PVDF RESIN TO AAMA 2605 STD.
- ONE COAT THERMOSETTING RESIN TO AAMA 2603 STD.
- COLOR ANODIZED
- COLOR: _____
- CLEAR ANODIZED CLASS I CLASS II
- OTHER: _____

BLANK OFF PANEL:

- 1 mm (0.040") ALUMINUM SHEET ONLY
- INSULATED / THICKNESS: _____
- EXTERIOR SHEET PAINTED TO MATCH LOUVER

SCREENS:

- 16 mm (5/8") EXPANDED ALUMINUM MESH
- 12 mm (1/2") WELDED & REGALVANIZED STEEL MESH
- 12 mm (1/2") INTER-CRIMPED ALUMINUM WIRE
- 18 X 18 ALUMINUM MESH INSECT SCREEN
- SCREEN TO HAVE PERIMETER FRAME
- OTHER: _____

OTHER:

- SILL FLASHING REQUIRED
- LOUVER SETBACK DIM. _____
- OTHER: _____
- OTHER: _____

NOTE: SOME OPTIONS MAY LEAD TO EXTRA COSTS TO THE CONTRACT. ENQUIRE WITH YOUR REP.

REF.	QTY.	DESIGN OPENING WIDTH	DESIGN OPENING HEIGHT	NUMBER OF STRUCTURALS (MULLIONS)	LOUVER LOCATION	FIELD OPENING WIDTH	FIELD OPENING HEIGHT	NOTES



26 - 6535 MILLCREEK DRIVE
 MISSISSAUGA, ON L5N 2M2
 TEL: 905-363-2306
 FAX: 905-363-2309
 WWW.TENPLUS-ONLINE.COM

PROJECT:	DATE:
CUSTOMER:	DRAWN BY:
CONSULTANT:	REVISION:
REPRESENTATIVE:	PROJECT No.: